

WOB-L®



660/680 SERIES

MODELS

Standard models

660CE37
660CGHI37
680CE37
680CGHI37

*Other models based
on availability and
minimum purchase.*

660CE50
680CE50

TRIGON®



680



660

FEATURES

- Oil-less, non-lube piston and cylinder
- Permanently lubricated bearings
- Stainless steel valves
- Lightweight die cast aluminum components
- Long-life, high performance piston seal
- Thin wall, hard-coated aluminum cylinder for maximum heat transfer
- Low noise design
- High efficiency, permanent split capacitor motor
- 115 Volt, UL recognized motor and thermal protector
- Balanced for smooth, low vibration operation
- Intake filter
- Six foot cord and plug assembly on 680 Series only
- Field service capability
- All wetted aluminum parts treated for corrosion protection from moisture
- Open drip proof motor shell except 680CE50
- CE approval on all standard 220-240/50 Hz models
(Consult factory for non-standard and TUV approved models)

Consult factory for custom applications

ISO 9001
CERTIFIED

THOMAS
A Gardner Denver Product

660/680 Series Performance Data

MODEL NUMBER	Standard		Standard		Standard	
	660CE37 680CE37		660CGHI37 680CGHI37		660CE50 680CE50	
HEAD CONFIGURATION	Pressure/Vacuum		Pressure/Vacuum		Pressure/Vacuum	
STROKE	.370 Inches		.370 Inches		.500 Inches	
PRESSURE	Flow @ 115V		Flow @ 220V/50Hz-240V/60Hz		Flow @ 115V	
cfm @ psi	l/min @ bar					
psi	bar		cfm	l/min	cfm	l/min
0	0		2.00	56.6	1.65 / 1.94	46.7 / 54.9
5	.5		1.85	51.7	1.50 / 1.82	41.8 / 50.5
10	1.0		1.80	48.4	1.45 / 1.74	38.5 / 47.7
15	1.5		1.70	44.8	1.35 / 1.68	36.1 / 44.7
20	2.0		1.60	42.8	1.30 / 1.59	33.0 / 42.3
25	3.0		1.55	36.2	1.23 / 1.56	27.2 / 36.9
30	5.0		1.50		1.15 / 1.48	
35			1.40		1.08 / 1.39	
40			1.33		1.04 / 1.34	
45			1.26			
MAX. CONTINUOUS PRESSURE	45 psi 3.1 bar		40 psi 2.8 bar		35 psi 2.4 bar	
MAX. INTERMITTENT PRESSURE	45 psi 3.1 bar		40 psi 2.8 bar		35 psi 2.4 bar	
VACUUM	Flow @ 115v		Flow @ 220v/50Hz-240v/60Hz		Flow @ 115v	
cfm @ in.Hg	l/min @ mbar (gauge)					
in.Hg	mbar (gauge)		cfm	l/min	cfm	l/min
0	0		2.00	56.6	1.65 / 1.94	46.7/54.9
5	-100		1.55	49.1	1.23 / 1.45	39.7/46.7
10	-200		1.20	42.0	0.92 / 1.08	33.2/39.1
15	-400		0.80	29.8	0.63 / 0.74	23.1/27.0
20	-600		0.42	16.8	0.30 / 0.34	12.8/14.7
25	-800		0.13	5.9	0.09 / 0.10	4.2/4.9
MAX. VACUUM	27.0 in.Hg -914 mbar		27.0 in.Hg -914 mbar		28.5 in.Hg -965 mbar	
MAX. AMBIENT AIR TEMP.	104° F 40°C		104° F 40°C		104° F 40°C	
MIN. AMBIENT START TEMP.	50° F 10°C		50° F 10°C		50° F 10°C	
MAX. RESTART PRESSURE	0 psi 0 bar		0 psi 0 bar		0 psi 0 bar	
MAX. RESTART VACUUM	0 in.Hg 0 mbar		0 in.Hg 0 mbar		0 in.Hg 0 mbar	
MOTOR VOLTAGE/FREQUENCY	115/60/1		220-240/50/1 - 230/60/1		115/60/1	
MOTOR TYPE	Permanent Split Cap.		Permanent Split Cap.		Permanent Split Cap.	
CURRENT AT RATED LOAD (AMPS)	3.7A		1.2 / 1.2A		4.53A	
POWER AT RATED LOAD (WATTS)	330W		240 / 260W		400W	
STARTING CURRENT (LOCKED ROTOR, AMPS)	9.4A		3.9 / 3.8A		15.3A	
CAPACITOR VALUE	7 mfd		7 mfd		8 mfd	
MIN. FULL LOAD SPEED (RPM)	1640rpm		1400 / 1700rpm		1660rpm	
THERMAL PROTECTOR	Yes		Yes		Yes	
NET WEIGHT	11 lb 5.0 (kg)		11 lb 5.0 (kg)		13 lb 5.9 (kg)	

T07-0440

T07-0358

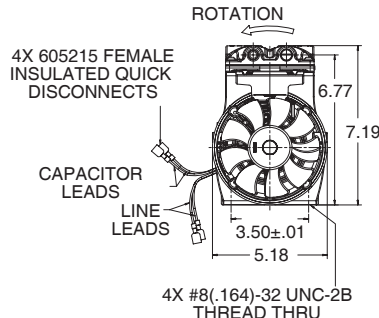
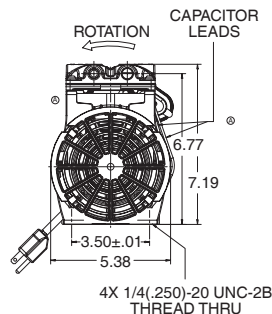
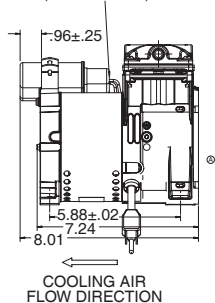
T07-0289

The information presented in this material is based on technical data and test results of nominal units. It is believed to be accurate and reliable and is offered as an aid to help in the selection of Thomas products. It is the responsibility of the user to determine the suitability of the product for his intended use and the user assumes all risk and liability whatsoever in connection therewith. Thomas does not warrant, guarantee or assume any obligation or liability in connection with this information.

NOTE: Models pictured are representative of the series and do not represent a specific model number. Consult factory for detailed physical description.

NOTE: 680 models include fan guard and cord standard.

2X 605215 FEMALE INSULATED QUICK DISCONNECTS (NOT SHOWN)



THOMAS
A Gardner Denver Product

Thomas Products Division
1419 Illinois Ave
Sheboygan, WI 53081 USA
Phone: (920) 457-4891
Fax: (920) 451-4276
www.gd-thomas.com